



**ASAP** by Lucas Muñoz

**VOLIERE** by Bodo Sperlein

**OSCA** by Bodo Sperlein

**WOODSTRAPS** by Summum Studio

**CANDELA** by Candela Cort

**KACTOS** by Ray Power

**TINY** by Ray Power

**ESTELA** by Mayice

**BLACK NOTE CHANDELIER** by Ramón Esteve

# THE GREEN SPACE

## NEW COLLECTIONS 2023

Handmade in Valencia, Spain, from real wood veneer

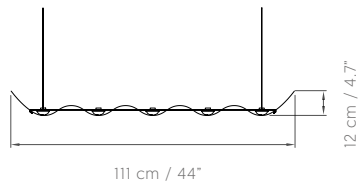
# ASAP by Lucas Muñoz

## THE EXPERIMENTAL LIGHT

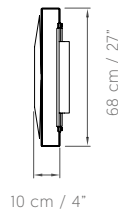
The ASAP collection is uniquely experimental. Designed by Lucas Muñoz Muñoz, ASAP is defined by the designer's belief in collaboration, where materials directly interact and work in conjunction. In ASAP, the shape of the natural wood veneer—with its folds, curves, spirals, or circles—is guided using copper rods. The lamp's materials are honestly expressed: the rigid copper rods conduct electricity, the wood veneer diffuses light, and the terracotta base provides stability.

Experimenting with these materials, Lucas Muñoz Muñoz created a light that is noteworthy for its austere simplicity. A minimalist practice of technological sustainability, using primary materials of proximity, recyclable, and low voltage, with bases and supports made with 3D technology, evidencing a sophisticated lamp in the result, with all its components visible.

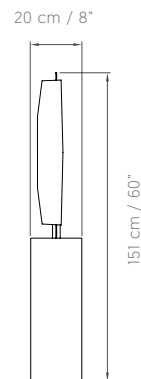
**ONDAS SUSPENSION**



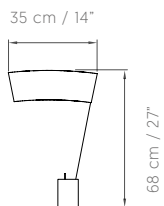
**VELA WALL**



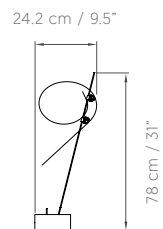
**VELA FLOOR**



**CIRCULAR TABLE**



**ESPIRAL TABLE**



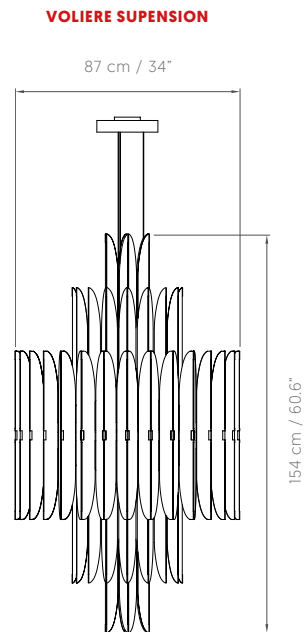
# VOLIERE by Bodo Sperlein

## THE FEATHERY LIGHT

Voliere is a contemporary reinterpretation of a classic 1920s art deco chandelier. With its nod to elegant French art deco lighting design, Voliere's intricately layered wood veneer elements are arranged in the manner of feathery plumes. Composed by Bodo Sperlein, Voliere showcases the designer's appreciation of craft and materiality.

This sculptural lamp's feather-like sections offer a unique perspective when viewed from different angles. Due to the carefully considered structure and materials, the Voliere is lightweight in design and authentically reflects the feather decor.

Voliere brings a touch of 1920s glamour to contemporary interiors.



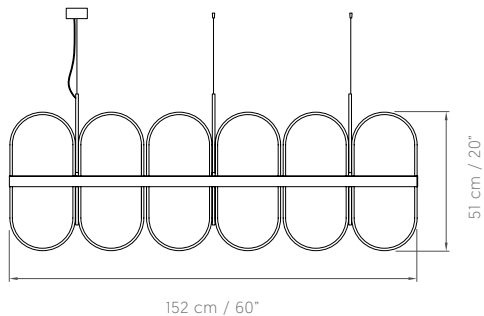
# OSCA by Bodo Sperlein

## THE CUBIST LIGHT

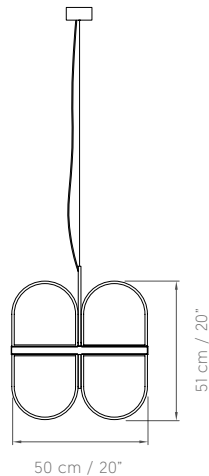
Osca is an architecturally inspired lamp with a cubist aesthetic. In the Osca suspension lamp, simple, interlocking three-dimensional wood veneer arches face both upwards and downwards, giving the lamp a uniquely sculptural form. Designed by Bodo Sperlein, Osca is a minimal collage of shapes.

In its table form, the Osca lamp makes use of a single three-dimensional wood veneer arch—the simple base mirrors the arch shape. The restrained design makes the Osca table lamp ideal for a wide variety of interiors.

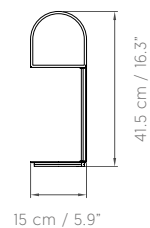
OSCA LARGE SUSPENSION



OSCA SMALL SUSPENSION



OSCA TABLE





# WOODSTRAPS by Summumstudio

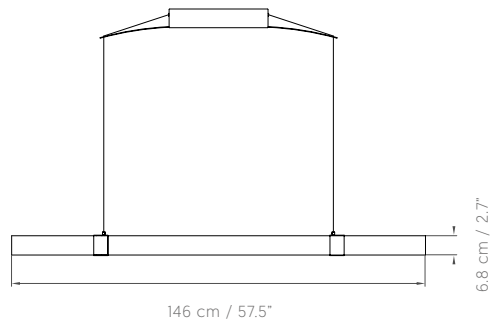
## THE LAYERED LIGHT

The Woodstraps lamp was created as a modular lighting concept by Summumstudio. Skilfully crafted from pressed wood veneer, the wood 'straps' are cleverly adjusted using buckles: the straps open wider by simply moving the buckles, so increasing the intensity of light emanating from the pod-like centre.


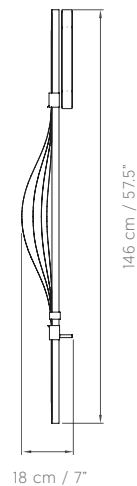
The remarkable Woodstraps lamp beautifully exemplifies the creative potential of wood veneer lighting.

Available in suspension and wall lamp versions, the versatility offered by the movement of its buckles provides the possibility of creating different atmospheres depending on the mood.

**WOODSTRAPS SUSPENSION**



**WOODSTRAPS WALL**



# CANDELA by Candela Cort

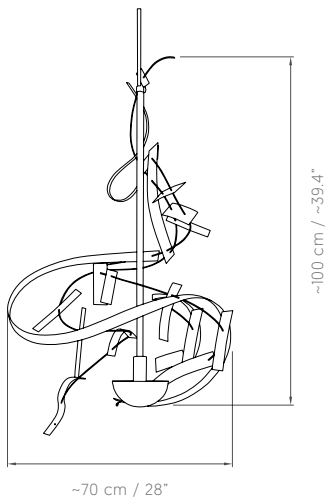
## THE VALUE OF THE EXCLUSIVE

The Candela lamp's abstract composition reflects designer Candela Cort's flamboyant career as a milliner. With this symbolic light, Candela alludes to the abstract artwork of the painter Wassily Kandinsky and his assiduous use of geometric form and colour.


The Candela lamp's seemingly chaotic arrangement of geometric elements and strips speak figuratively of life itself: the geometric elements allude to the way in which things come about and the strips of red wicker pith signify maintaining balance.

At Candela, fashion merges with light in singular and unique illuminated works of art, which Candela Cort makes with her own hands as if it were a headdress. Each piece is numbered and signed by the artist.

**CANDELA SUSPENSION**



**CANDELA WALL**



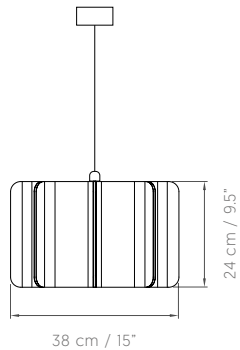
# KACTOS by Ray Power

## THE CACTACEOUS LIGHT

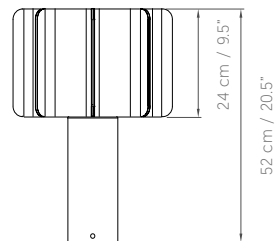
There is nothing prickly about Ray Power's characterful Kactos lamp. With its cactus-like silhouette, the tactile, nature-inspired Kactos is available in both suspension and table versions.

To create the shape, panels of wood veneer are arranged in a vertical concave fashion around the light source and held in place by an acrylic frame. Each piece of veneer beautifully reflects the light from within this pleasing lamp.

**KACTOS SUSPENSION**



**KACTOS TABLE**





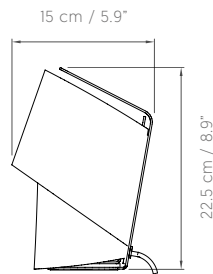
# TINY by Ray Power

## THE HAPPY-GO-LUCKY LIGHT

The Tiny lamp by Ray Power is an utterly unassuming light with a classic silhouette. Made with just a single strip of wood veneer, wrapped twice around the light source, the happy-go-lucky Tiny has an instantly recognisable form.

In Tiny, the warmth of the natural wood veneer contrasts with the cold metal of its structure and handy handle, which allows us to place it wherever it's needed.

### TINY TABLE





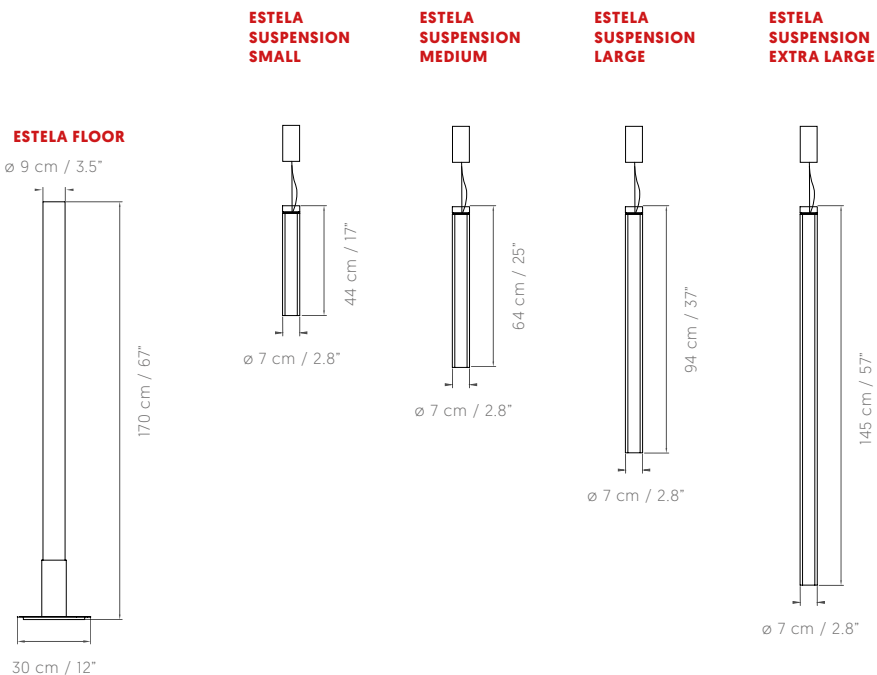
# ESTELA by Mayice

## THE CAPSULE OF LIGHT

Estela is a captivating capsule of light. In Estela, Mayice designed a clean, clear, single piece of borosilicate glass. Hand-blown by the accomplished artisan Eduardo Garuti, the glass envelopes a cylinder-like wood veneer diffuser. The wood veneer houses a dimmable LED light source, and a straight opening on one side emits light that is softened by the glass.

Offering a seamless connection between both glass and wood, Estela is a radiant lamp with a celestial-like quality. Estela's natural imperfections, a characteristic of hand-blown glass, add to its warmth and elegance. Each lamp is signed by the artisan, Eduardo Garuti.

The new Estela floor version completes the family, wrapping the characteristic LZF natural wood veneer with a 170 cm high glass cylinder.



# BLACK NOTE CHANDELIER

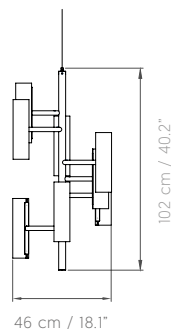
by Ramón Esteve

## THE RHYTHMIC LIGHT

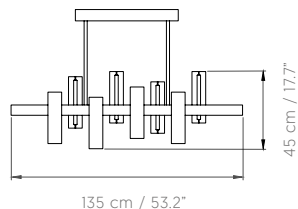
In a new composition, the wood veneer “keys” of the Black Note collection, designed by Ramón Esteve, are now configured to imagine a dramatic suspension chandelier.

The different cylinders shades are distributed along its central axis, creating an evocative and protagonist centrepiece.

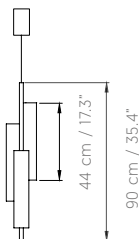
**BLACK NOTE  
CHANDELIER SUSPENSION**



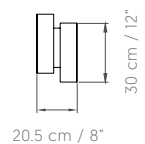
**BLACK NOTE  
KEYS SUSPENSION**



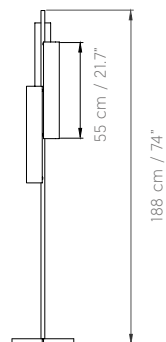
**BLACK NOTE  
TRIPLET SUSPENSION**



**BLACK NOTE  
DUPLLET WALL**



**BLACK NOTE  
TRIPLET FLOOR**





**OMMA** by Eli Gutiérrez

**KASA** by Eli Gutiérrez

**ESTELA** by Mayice

**DUNE** by Mayice

**CANDELA** by Candela Cort

**SUSHI** by Ray Power

**BIRDY** by Isidro Ferrer

# **NEW COLLECTIONS 2022**

Handmade in Valencia, Spain, from real wood veneer



ELI GUTIÉRREZ

# OMMA



## LEAVES OF LIGHT

Omma is an inventive lamp, like a tree with fluttering leaves full of light. In Eli Gutierrez's prepossessing design, it is almost possible to imagine the lamp's movable wood veneer, artfully edged with metal, flapping in a gentle breeze. Omma is available as a suspension lamp (with two, three and four leaves), a table lamp (with either one or two leaves), a floor lamp (with a single leaf), and a wall lamp (with a

single leaf). Individual leaves will rotate up to 180°, allowing the user to create a range of lighting moods.

The Omma family of lights are available in several wood veneer colours: Natural White, Natural Beech, and Natural Cherry. The lamp's metal finishes (used to create the spine and to edge the wood veneer modules) include: Matt Black, Matt Ivory, and Gold.

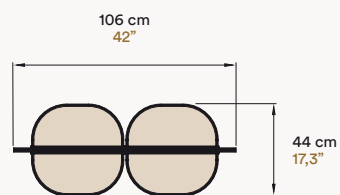
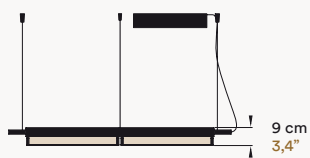


OM S2X2 BK LED 21

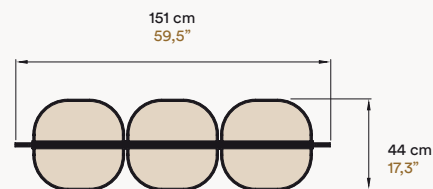
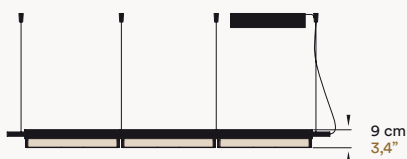


# OMMA SUSPENSION

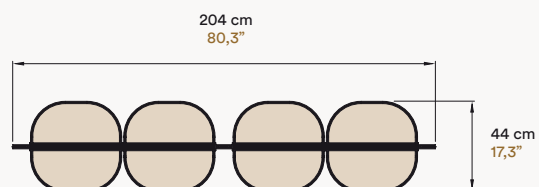
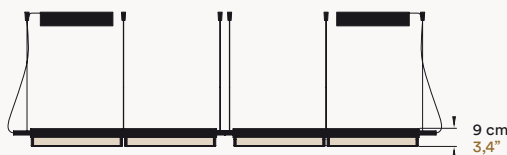
## 2 LEAVES



## 3 LEAVES



## DOUBLE 2



## MATERIALS & COMPONENTS

Wood Veneer Shade

Metal Canopy & Structure

Coaxial Cables: 2,5 m drop 8 ft drop

Steel Cables: 2,5 m drop 8 ft drop

## LIGHT SOURCE

220 - 240V

Integrated LED

Dimmable 0-10V, Bluetooth or DALI

120 - 277V

Integrated LED

Dimmable 0-10V or TRIAC

## FINISHES

### WOOD VENEER

- 23 Natural White
- 22 Natural Beech
- 21 Natural Cherry

### METAL

- BK-Matt Black
- GD-Gold
- IV-Ivory White

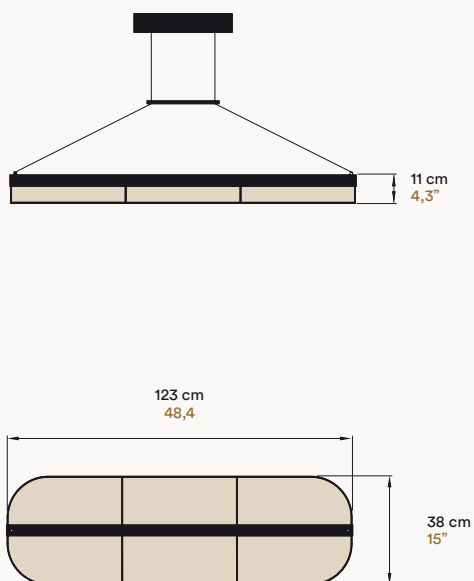


OM S2 GD LED 23



# OMMA SUSPENSION

## 1 LONG LEAF



## MATERIALS & COMPONENTS

Wood Veneer Shade

Metal Canopy & Structure

Coaxial Cables: 2,5 m drop 8 ft drop

## LIGHT SOURCE

220 - 240V

Integrated LED

Dimmable 0-10V, Bluetooth or DALI

120 - 277V

Integrated LED

Dimmable 0-10V or TRIAC

## FINISHES

### WOOD VENEER

● 21 Natural Cherry

### METAL

● BK-Matt Black

● GD-Gold

○ IV-Ivory White



OM S120 BK LED 21

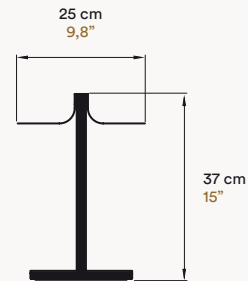
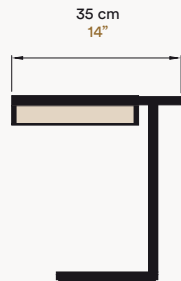




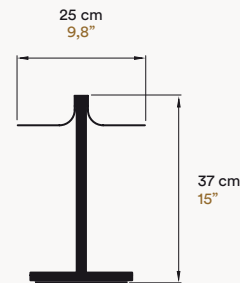
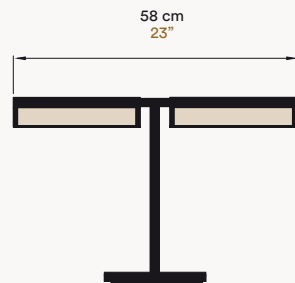


# OMMA TABLE

## 1 LEAF



## 2 LEAVES



## MATERIALS & COMPONENTS

Wood Veneer Shade

Metal Structure, Stem & Base

Electrical Cable with Dimming Switch 145 cm 57"

## LIGHT SOURCE

220 - 240V  
Integrated LED Dimmable

120V  
Integrated LED Dimmable

## FINISHES

### WOOD VENEER

- 23 Natural White
- 22 Natural Beech
- 21 Natural Cherry

### METAL

- BK-Matt Black
- GD-Gold
- IV-Ivory White



OM M2 GD LED 21







# OMMA FLOOR



## MATERIALS & COMPONENTS

Wood Veneer Shade

Metal Structure, Stem & Base

Electrical Cable with Dimming Switch 185 cm 53"

## LIGHT SOURCE

220 - 240V  
Integrated LED Dimmable

120V  
Integrated LED Dimmable

## FINISHES

### WOOD VENEER

- 23 Natural White
- 22 Natural Beech
- 21 Natural Cherry

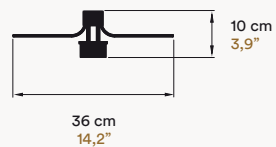
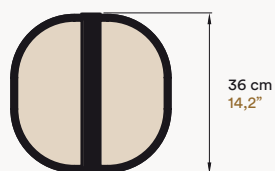
### METAL

- BK-Matt Black
- GD-Gold
- IV-Ivory White



OM P BK LED 23

# OMMA WALL



## MATERIALS & COMPONENTS

Wood Veneer Shade

Metal Structure

Metal Back Plate

## LIGHT SOURCE

**220 - 240V**

Integrated LED

Dimmable 0-10V

**120 - 277V**

Integrated LED

Dimmable 0-10V or TRIAC

ADA Compliant

## FINISHES

### WOOD VENEER

- 23 Natural White
- 22 Natural Beech
- 21 Natural Cherry

### METAL

- BK-Matt Black
- GD-Gold
- IV-Ivory White



OMMA GD LED 23





ELI GUTIÉRREZ

# KASA



## THE CURIOUS LIGHT

Kasa is a bijou and rather curious table lamp designed by Eli Gutierrez. The lamp's rounded wood veneer panel has a slight conical shape, tapering inwards from its edge to a central point.

A metal mushroom-like appendage reflects light onto the panel, which in turn quietly illuminates the surrounding space. An angled metal arm connects the panel to a cylindrical marble base.

Kasa is a decorative lamp with two sides: one is somewhat playful in its demeanour; the other much more reflective.

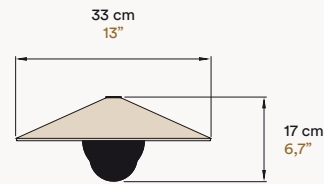
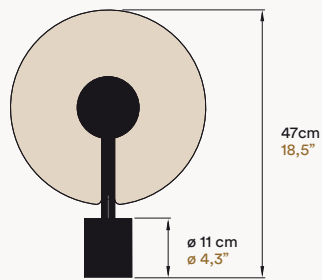
The Kasa table lamp has an Ivory White interior wood veneer finish and a Natural Cherry exterior finish. The lamp has a Black Marquina Marble base, and metal finishes include Matt Black, Gold, and Ivory White.



KASA M BK 21-20



# KASA TABLE



## MATERIALS & COMPONENTS

Wood Veneer Shade

Metal Structure

Marble Foot

Electrical Cable with Dimming Switch 145 cm 57"

## LIGHT SOURCE

220 - 240V  
Bulb G9

120V  
Bulb G9

## FINISHES

### WOOD VENEER

Interior

Exterior

20 Ivory White with 21 Natural Cherry

### MARBLE

Black "Marquina" Marble

### METAL

BK-Matt Black GD-Gold  
IV-Ivory White



KASA M BK 21-20



# ESTELA



## TEARS OF LIGHT

Designed by Mayice, Estela's new glistening vertical formation reminds us of tears of happiness or happy tears. In Estela, the light cascades through wood veneer encapsulated in borosilicate glass—the glass is hand-blown by master artisan Eduard Garuti. Despite their very different characteristics, these two materials mutually support each other. Through its wood and glass symbiosis, Estela is a distinctive lamp that creates uniquely enchanting spaces.

Estela's new vertical formation is available in small, medium, and large sizes. Direct light from a side opening can be manually arranged to illuminate a space according to the user's needs. Estela's new vertical alignment is truly radiant and showcases the lamp's artistic merit. Up close, the natural imperfections in the hand-blown glass simply augment the lamp's warmth, charm and elegance.

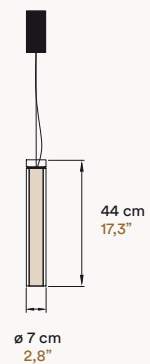
ESTE SV 90 LED 20



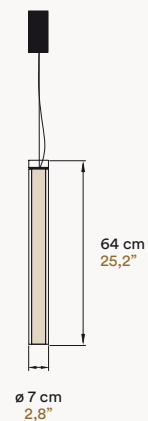


# ESTELA SUSPENSION

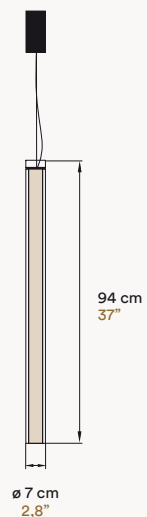
## SMALL



## MEDIUM



## LARGE



## MATERIALS & COMPONENTS

Wood Veneer Shade

Hand Blown Glass: Borosilicate






Metal Canopy

Coaxial Cable: 2,5 m drop 8 ft drop

Steel Cable: 2,5 m drop 8 ft drop

## FINISHES

### WOOD VENEER

- |   |  |
|---|--|
|  20 Ivory White    |  33 Pale Rose |
|  21 Natural Cherry |  34 Sea Blue  |
|  22 Natural Beech  |  |

## LIGHT SOURCE

220 - 240V

Integrated LED

Dimmable 0-10V, Bluetooth or DALI



120 - 277V

Integrated LED

Dimmable 0-10V or TRIAC



ESTE SV 60 & 40 LED 20

ESTE SV 60 & 40 LED 33





# DUNE



## THE DEEP SIGH

The award-winning Dune, imaginatively designed by Mayice, is now available in a striking vertical version. When we see Dune in its new vertical form, it reminds us of the feeling of letting out a deep sigh—that 'kicking off our shoes' and relaxing moment.

Hand-blown by master artisan Eduard Garuti, Dune's characteristic bulb-shaped centre is especially distinct. Encapsulating LZF's wood veneer in glass, Dune in its vertical form is gloriously vivid and warm.

Extending LZF's collection of unique pieces, Dune is available in crystal, made by accomplished master craftsmen and women.

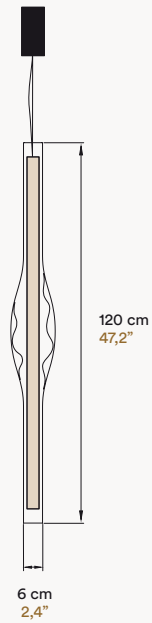
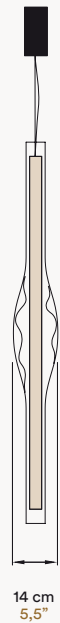
Dune is available as a Vertical and Horizontal light, with a number of wood veneer finishes: Ivory White, Natural Cherry, Natural Beech, Turquoise, Pale Rose, and Sea Blue.



DUNE SV120 LED 33



# DUNE SUSPENSION



## MATERIALS & COMPONENTS

Wood Veneer Shade

Hand Blown Glass: Borosilicate

Metal Canopy

Coaxial Cable: 2,5 m drop 8 ft drop

Steel Cable: 2,5 m drop 8 ft drop

## FINISHES

### WOOD VENEER

- |                     |                |
|---------------------|----------------|
| ○ 20 Ivory White    | ● 30 Turquoise |
| ● 21 Natural Cherry | ● 33 Pale Rose |
| ● 22 Natural Beech  | ● 34 Sea Blue  |

## LIGHT SOURCE

220 - 240V

Integrated LED

Dimmable 0-10V, Bluetooth or DALI

120 - 277V

Integrated LED

Dimmable 0-10V or TRIAC

## AWARDS



USA



USA



DUNE SV 120 LED 33

# SUSHI

## THE

## EDOMAE

## LIGHT

Sushi, a suspension lamp designed by Ray Power, captures the essence of the traditional Japanese dish (Edomae sushi) in wood veneer.

The unfussy, elongated lamp is wrapped in a narrow metal band—in the manner of rice wrapped in seaweed. As a lamp, Sushi reflects the Japanese aesthetic for simple, elegant, and functional designs made using wood.

In designing Sushi, Power focuses attention on the natural beauty of wood veneer.

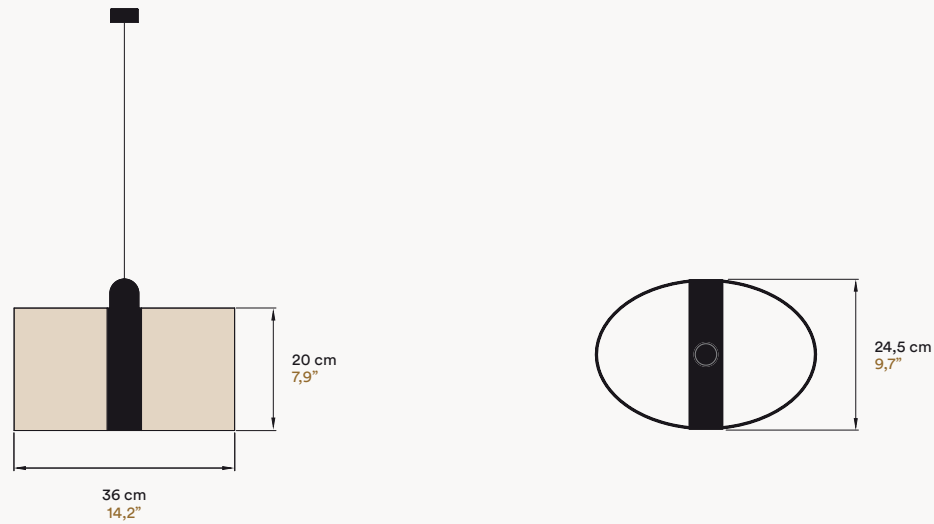
The Sushi pendant lamp is available in all LZF wood veneer colours, and offers the possibility to combine two colours. The lamp's metallic finishes are matt black, matt nickel, or gold.



SUSH S GD 21



# SUSHI SUSPENSION



## MATERIALS & COMPONENTS

Wood Veneer Shade

Metal Estructure

Metal Canopy

Electrical Cable: 2,5 m drop 8 ft drop

## LIGHT SOURCE

220 - 240V











Bulb E27

120-277V

Bulb E26




## FINISHES

### WOOD VENEER

- |   |  |
|---|--|
|  20 Ivory White    |  26 Red       |
|  21 Natural Cherry |  28 Blue      |
|  22 Natural Beech  |  29 Grey      |
|  24 Yellow         |  33 Pale Rose |
|  25 Orange         |  34 Sea Blue  |

\*Choose one or two colours for your finish.

### METAL

- |  |   |
|--|---|
|  BK-Matt Black  |  GD-Gold |
|  NI-Matt Nickel |   |



SUSH S BK 33-22



ISIDRO FERRER

# BIRDY



# THE

# FLEDGLING

# LIGHT

Birdy is a new, smaller sibling of LZF's larger Big Bird. Created from the imagination of artist Isidro Ferrer, Birdy is made in collaboration with master artisan Manolo Martin.

Both inspired and inventive, the lamp is built with a traditional woodcarving technique used by Fallas artisans, known as vareta.

Like a young bird that has just fledged, Birdy is available in a horizontal or vertical configuration: in both forms, a frosted glass ball, a nectar of light, hangs from its beak.

Similar to its larger companions, Birdy hovers gracefully, with a sense of ease. An eye-catching sculpture, Birdy is testament to LZF's creative and technological mastery of wood and light.



BIRDY LSH LED 20



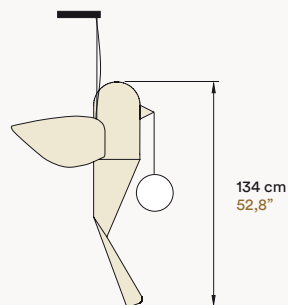
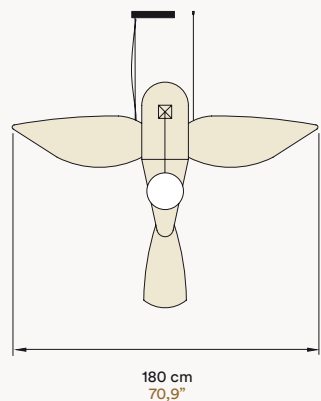


BIRDY LS H LED 20

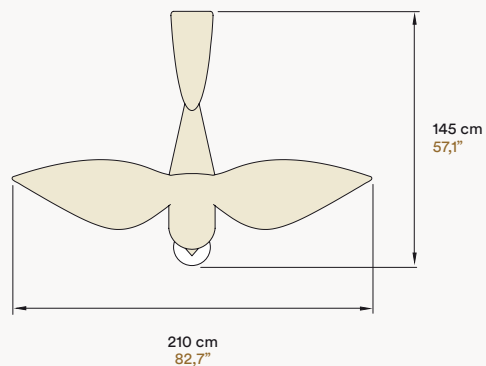
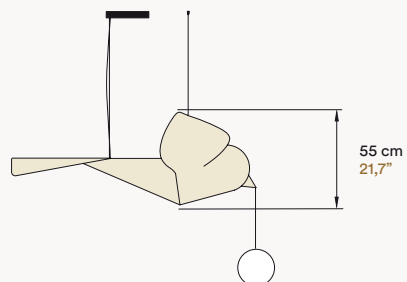


# BIRDY LIFE SIZE

## VERTICAL



## HORIZONTAL



## MATERIALS & COMPONENTS

Oak & Birch Wood

Wood Veneer Diffuser

Frosted Glass Ball

Metal Canopy

Steel Cables: 5 m drop 16,5 ft drop

Electrical Cables: 5 m drop 16,5 ft drop

## LIGHT SOURCE

220 - 240V

Main Body: Integrated LED, Dimmable 0-10V

Glass Ball: Bulb E27

120 - 277V

Main Body: Integrated LED, Dimmable 0-10V & TRIAC

Glass Ball: Bulb E26

## FINISHES

### WOOD VENEER

○ 20 Ivory White



VERTICAL



HORIZONTAL



BIRDY LSV LED 20





BIRDY LS H LED 20



# FINISHES






## NATURAL TIMBER VENEER



20.  
Ivory White  
Off / On




21.  
Natural Cherry  
Off / On




22.  
Natural Beech  
Off / On



24.  
Yellow  
Off / On



25.  
Orange  
Off / On



Please only use these reproductions as a guide.  
Use LZF wood swatches to see the spectacular real effect of the illuminated veneers.  
The dramatic effect of light passing through the wood veneer is the essence and hallmark of LZF.  
This important feature would not be possible without the application of our patented process in treating the raw natural veneer: the Timberlite® system.


## NATURAL TIMBER VENEER



26.  
Red  
Off / On



28.  
Blue  
Off / On




29.  
Grey  
Off / On



33.  
Pale Rose  
Off / On



34.  
Sea Blue  
Off / On




Timberlite®, the result of LZF's research & development and allows us to work with extremely flexible, yet very resistant veneer, which can take on many shapes without breaking.  
In addition to all our veneers being FSC certified, thanks to the Timberlite® treatment, the wood used to fabricate our lamps maintains its natural qualities, adopting different nuances and hues over time.

## NATURAL TIMBER VENEER

21 Natural  
Cherry  
Off




21 Natural  
Cherry  
2700k



21 Natural  
Cherry  
3000k



21 Natural  
Cherry  
4000k



Choose your light temperature carefully, wood veneer colour can change radically depending on the colour temperature you use.

Recommended temperature LED for coloured LZF shades:

20- Ivory White (3000k-6400k)


21-Cherry, 22-Beech, 28-Blue, 29-Grey and 34 Sea Blue (4000k)

24-Yelow, 25-Orange, 26-Red and 33 Pale Rose (2700k-4000k)


# METAL FINISHES

## COLOUR METALLIC FINISH

BK  
Matt  
Black



IV  
Matt  
Ivory



NI  
Matt  
Nickel



GD  
Gold

